



Description

Lateral restraints are manufactured from 304 Austenetic Stainless Steel rods 8mm in diameter. These are supplied in standard lengths of 1 metre but are available in any length by prior arrangement.

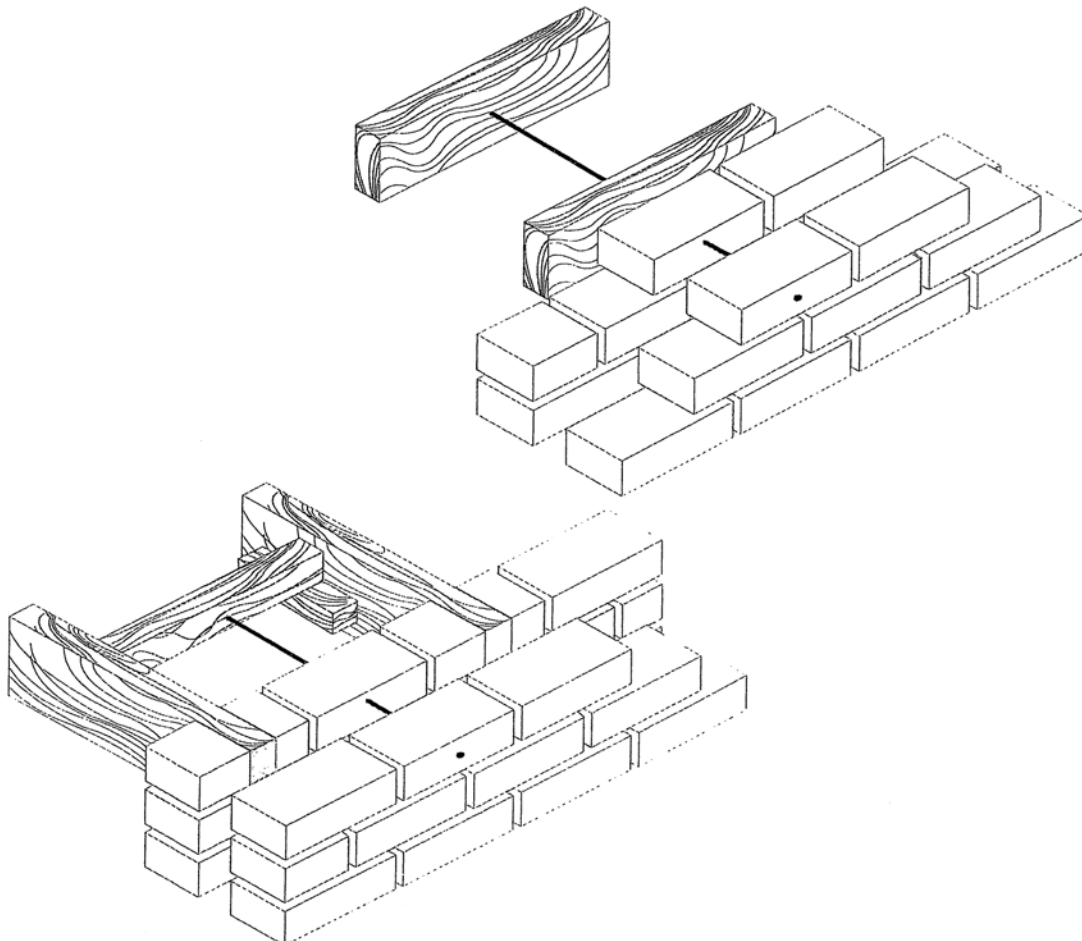
Lateral restraints are designed to restrain the whole of the brick outer structure to the floor joists.

The process would normally be carried out by using angle straps screwed onto the joists. This has several drawbacks:

1. The disturbance caused to the householder is quite considerable.
2. The fixing to the joist is only as strong as the shear strength of the screw heads.
3. If there is fitted furniture or bathroom suites these have to be removed which would involve using specialist trades such as joiners and plumbers.

The Permagard Lateral Restraint can be fitted from outside the property with a minimum of disturbance - in most cases just a lifting of the floorboards to determine the position of the joists.

The same restraint is used to suit different situations ie joists bearing into the wall and joists parallel to the wall.



.....



.....



.....



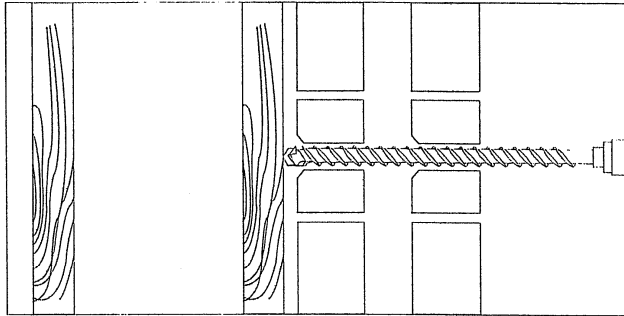
.....



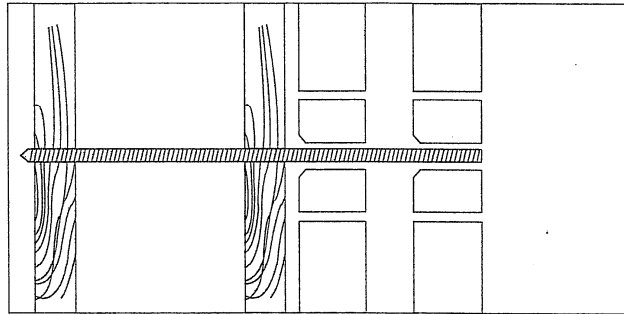
Installation Procedure

- 1** Drill a 14mm hole through both brick outer and inner leaf.

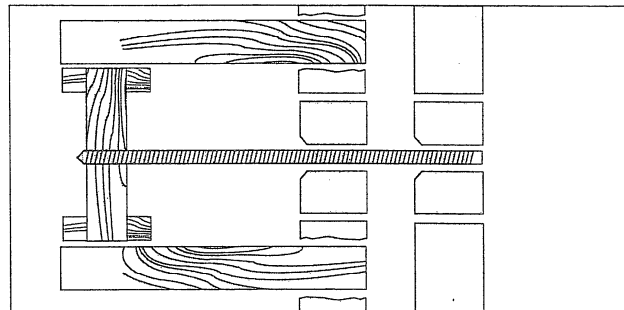
PLAN - JOISTS PARALLEL TO WALL



- 2** Push the long restraint into the pilot hole and attach the restraint fixing tool provided. The restraint is then slowly wound through the joists leaving the outer end recessed approximately 10-15mm. The outer end can then be tested for the strength of fix. Typical test results range from 5Kn-10Kn. The outer end is then resin bonded into the brickwork and finished off with either mortar or mastic.



PLAN - JOISTS BEARING INTO WALL



- 3** Tools required to fix lateral restraints:

- a 14 x 460mm drill bit
- b 1 Permagard Fixing Kit
- c 1 Drilling Machine
- d 2 spanners to suit
- e Permagard Resin Cementitious Grout.

Quality
Products

Efficient
Service

Fast
Delivery

Competitive
Prices

Great
Value

All Permagard products are of a high quality and subject to rigid quality control. The company, however, cannot govern the conditions of usage and application of its products and any warranty, written or implied covers material only. The information contained in this leaflet is given in good faith but no liability can be assumed by the Company for any damage, loss, injury or patent infringement arising from its use. With the publication of this Technical Data Sheet all previous editions are no longer valid.

Permagard Products Limited

Chittening Industrial Estate, Avonmouth, Bristol. BS11 0YB.

Tel: 0117 9381596

Fax: 01179 381584

Web: www.pemagard.co.uk

Email: sales@pemagard.co.uk